

Mainly Productions: LED aluminum frame super thin light box, LED advertising sign, Acrylic light box, LED writing board, LED magic mirror light box

The advantages of our products:

- *This kind of light box is different from ordinary light box. With two functions: as a clearly mirror when body closed, comeback a advertising image when body leave.
- * Manufactured by the latest technology,
- *Used high quality LGP (light guide plate) and Acrylic sheet.
- *SMD LED light source has a long lifetime .Above 50,000 hours
- *Super slim, the thickness of the whole product is 8-12MM
- *Eco-recyclable, 85% materials can be recycled.

Safety Instructions1

Light Box's Profile chart2

Installation's steps..... 2.3

Common problems and solutions.....4

Warning, Attention.....5

Certifications5

Light box Setup and use instructions

Please read the instructions carefully before using the product.

—: Safety Instructions

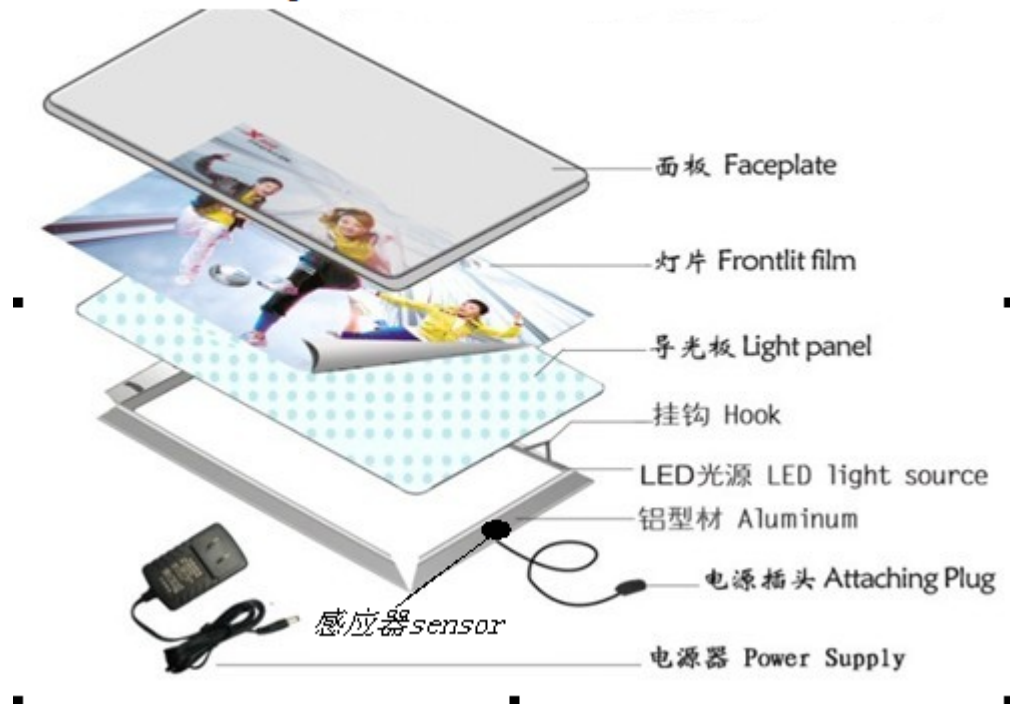
In order to effectively and correctly use of our products, please install the products from the professionals

Environment --- Do not use the light box above temperature (over40 °C)and humidity (over80%) of the places.

Power --- Please check whether the product voltage (back of light box) is the same to the place voltage before switch on. Do not overload.

Cleaning— 2h abrasive resistance, Do not use particle cleaning product and corrosiveness product.

四边开启式铝型材镜面感应灯箱剖析图 Four Side Open Aluminum frame Mirror



三： Installation's steps (with photos)

- 1 .Conform the location of installation of magic mirror light boxes, according to the actual situations to determine the installation's methods.
- 2... Measure size: According to the place and the light box size, measures the installation's size.
3. Connect wire: Normally the exit end of the power line is at the back of the light box, (power line included), connect the power.
4. Fix the light-box Open the front cover of the light box, match the assembling point. Using electronic drill the hole at the back of the power line position, fix the new power line, use the ruler to keep it is straight
5. Switch on and clean the light box surface.
6. Please do the periodical inspections then could prolong light box using life.

7. LGP of light box adapt to electronic ballast, can easy make the electric induction. For your safety, please pay attention to connect the ground

8. Please ensure there is no any object in the front of light box within 1.5 meter, if any object sensed sensors, light box will be Abnormality.




- 1: Measure size: Confirm the fix point of the light box
- 2: drilling hole: Using electronic drill drill the hole to fix the screw
3. Fix two screws, convenient to the hanging light box
- 4: Connect the wire
5. Fix the light box: Using the hanging hooks at the back of the light box to hang on the wall.
- 6: Design Sketch

Common problems and solutions



If the light box was Abnormality, Please refer to the table exclude processing conditions

Problems	Reasons	Solutions
The magic mirror light box doesn't work or flash instability after switch on	Check the plug if it connect well	Connect plug well
	Components loose	Asking professional person test and maintenance
	If no electricity or fuse burn out	Check power line
	If any body or other objects in the front of magic mirror light box within 1.5 meter	Please far away the front of magic mirror light box 1.5m. And move any obstacles
	Advertising image installation wrong position, Block the	Please ensure the advertising image installed in a right position

Humor Sensor doesn't work	induction zone	
	the screw at back of the sensor is loose the induction zone is out of control	adjust the screw at the back of sensor following clockwise will make the detention zone smaller, otherwise it will be larger.。 

Warning!

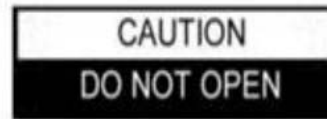
Attention



Fragile



Keep dry



Open with professional guidance

产品在运输、安装途中，尽量防止激烈碰撞，以防损坏 LED 灯、亚克力等部件，

Product during transportation, installation way, try to prevent collisions, LED lamp, acrylic etc

本产品不防水。请勿将该产品暴露在滴水，雨淋或潮湿的地方。

This product not waterproof. Do not be exposed product rain or damp places

为防止触电危险，没有一定相关经验的操作人员，不要随意开拆、维修灯箱。

To prevent to get an electric shock risk, no certain related experience, not opening, maintenance